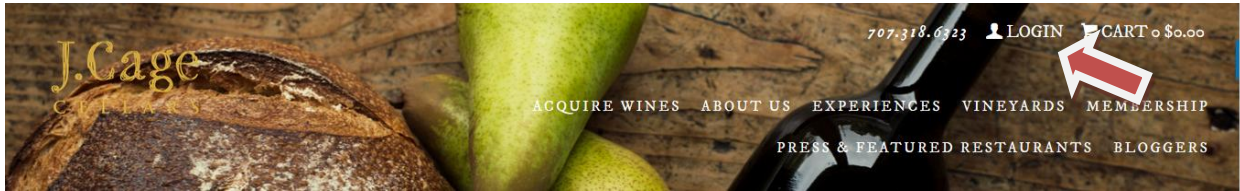


# Choosing My Wine-Stained Dream Spring/Fall Release

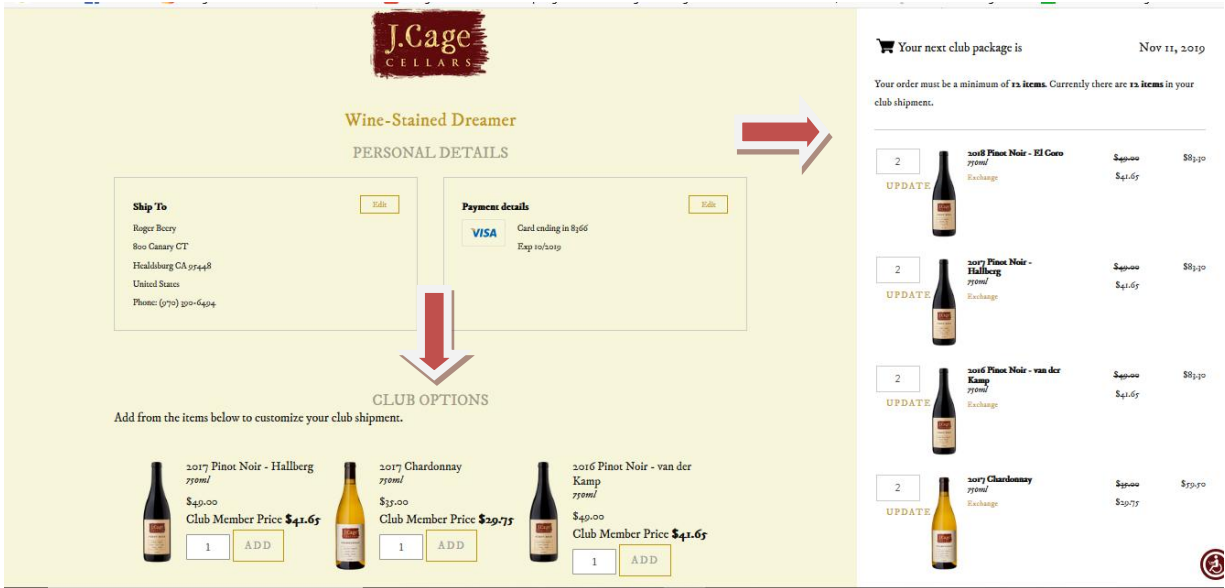
Below are the directions for how to log into your J. Cage account to review your past wine purchases and make club selections. Since your club is customizable, you will be able to adjust your club selections from here. If you wish to receive the suggested selection, you do not need to take any action. We will send you an email in advance of the selection window so that you know when the selection window opens and closes.



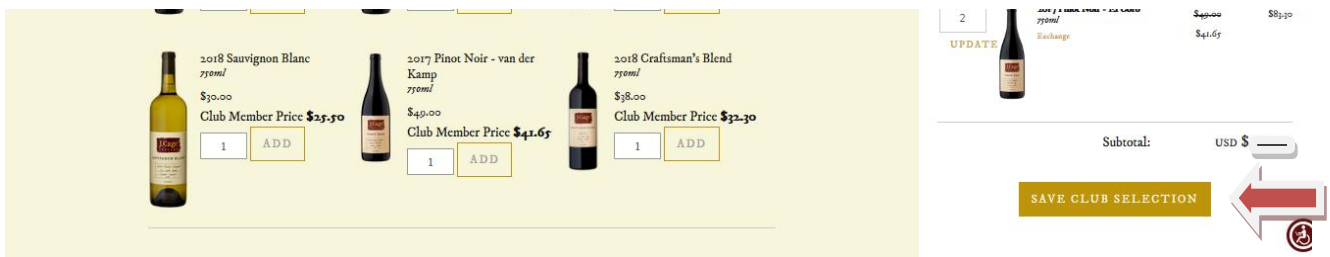
Home page: [www.jcage.com](http://www.jcage.com) - click on "Login"

1. Login to your online account at JCage.com. This is a new site so you will need to create your login credentials, **please enter your email address** and click on **Forgot Your Password or Magic Link**

- When you are logged in, **your name** will appear at the top, right hand side of the screen
- Once Logged into Your Dashboard you will be able to add or **edit any profile** information
- You will also see your next Wine-Stained Club Shipment. Your Club is very customizable from this point...Either Click **Adjust Club** or the **Club Membership** links



- From here, you will see your **Club Selections** on the right with both the retail price and your club price. Below in **Club Options** you can change or add to your shipment. You will need to add the wines you want before you delete the ones you don't want. Be sure to look for some of your favorites, before they are sold-out!



- Once done, Click on **Save Club Selection**

**Questions – We are always happy to help! Enjoy your wines**

Contact Donna Beery  
[donna@jcase.com](mailto:donna@jcase.com)  
 707.318.6323